



York SPI: SPI for Small Agencies

Ptl. Owen Davis

September 19, 2012

This project was supported by Grant No. 2009-DG-BX-K021 awarded by the Bureau of Justice Assistance. The Bureau of Justice Assistance is a component of the Office of Justice Programs, which also includes the Bureau of Justice Statistics, the National Institute of Justice, the Office of Juvenile Justice and Delinquency Prevention, and the Office for Victims of Crime. Points of view or opinions in this document are those of the author and do not necessarily represent the official position or policies of the U.S. Department of Justice.



- ❖ Located on the southern Maine seacoast one hour north of Boston, MA
- ❖ Year round population of 16,000 and a summertime influx of over 60,000
- ❖ The York PD is comprised of 27 full time officers to include:
 - ◆ 4 administrators
 - ◆ 2 detectives
 - ◆ 1 hospital resource officer
 - ◆ 5 sergeants
 - ◆ 2 SROs
 - ◆ 13 patrol officers
- ❖ We handle an average of 19,500 calls for service a year, 400 crashes, 800 offense reports, and make 750 arrests each year

IMPLEMENTATION OF DDACTS

- ❖ Our plan is to follow the seven guiding principles of DDACTS:
 1. Developing partnerships
 2. Data collection
 3. Data analysis
 4. Strategic operations - “hot spots”
 5. Information sharing and outreach
 6. Monitoring evaluations and adjustments
 7. Outcomes

IMPLEMENTATION OF DDACTS

❖ DEVELOPING PARTNERSHIPS

- Build on existing partnerships with traditional stakeholders.
- Develop partnerships with non-traditional stakeholders such as the Department of Health and Human Services.

IMPLEMENTATION OF DDACTS

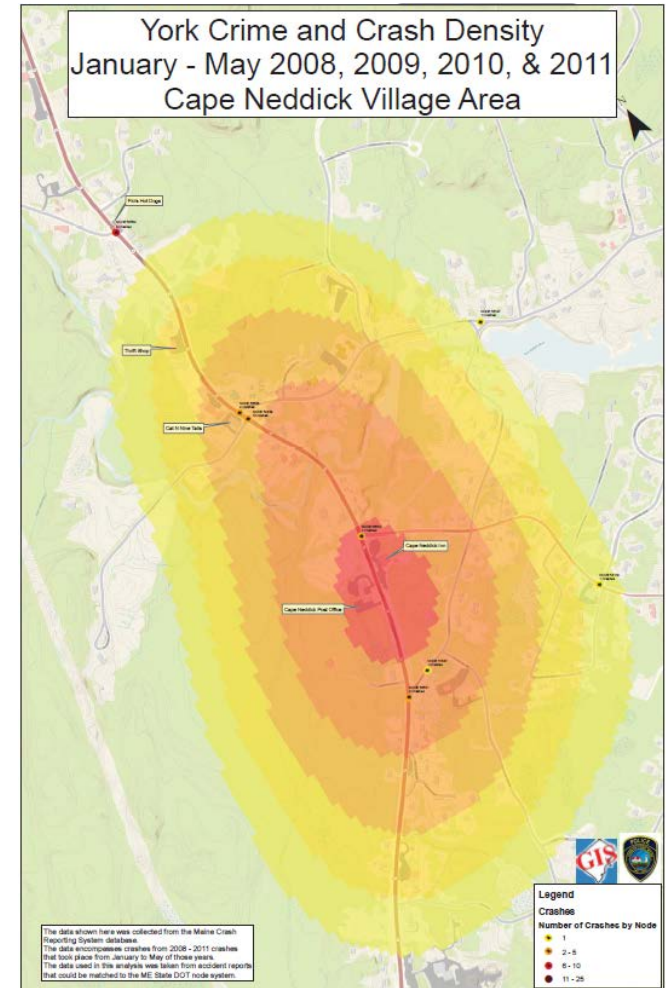
❖ DATA COLLECTION

- Originally, our department identified burglary, burglary of motor vehicle, drug offenses, and Operating Under the Influence coupled with crash locations to identify our hot spot locations.
- Data used
 - records management system
 - crash reporting system
 - radar recorders
 - community surveys
 - school surveys
 - officers (field interviews)
 - community complaints.

IMPLEMENTATION OF DDACTS

❖ DATA ANALYSIS

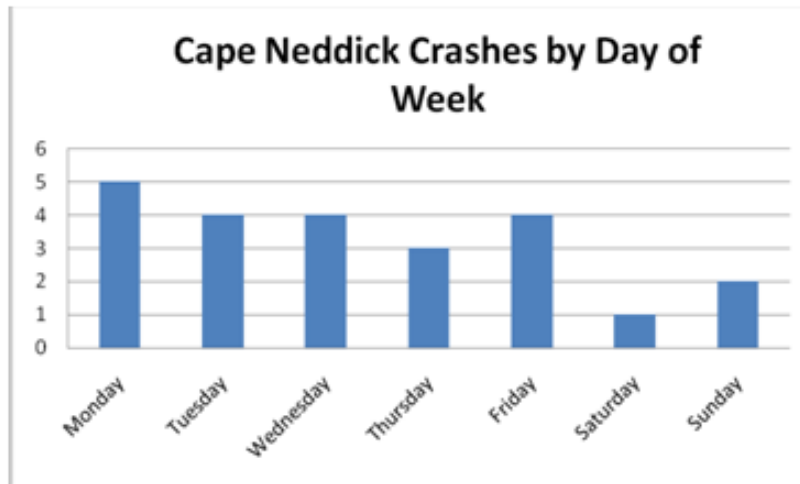
- Hot spot locations mapped using crashes, OUI offenses, drug offenses, burglaries and burglaries of motor vehicles



Analysis Report

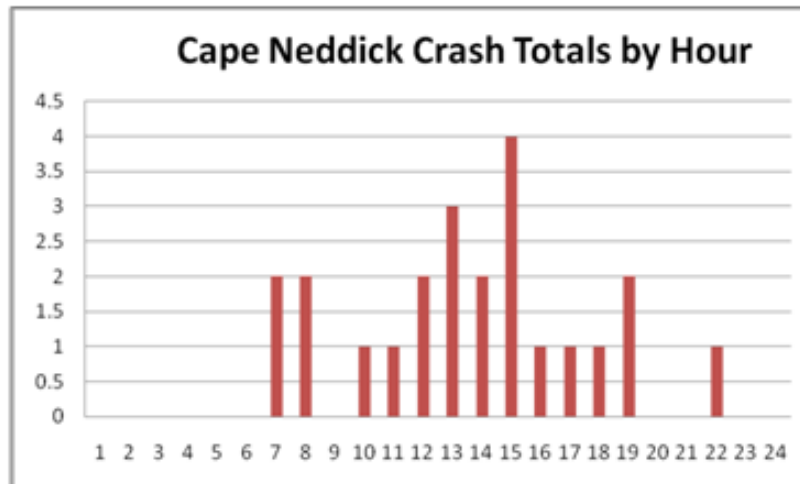
Day of Week

Activity remains steady throughout the work week with a drop off on the weekends.



Time of Day

Late morning and mid-day crashes are most common in the target area.



IMPLEMENTATION OF DDACTS

❖ STRATEGIC OPERATIONS

- High visibility enforcement
- Unmarked cruiser details
- Crime prevention/foot patrols
- Bike patrols
- Surveillance details

IMPLEMENTATION OF DDACTS

❖ STRATEGIC OPERATIONS

- Using crime analysis reports we realized that we needed to modify our original targeted issues.
- Using the Cape Neddick analysis report, we quickly realized that OUI crashes were not the most significant causation factor. We realized that distracted driving and following too close were the main reasons the crashes were occurring.

IMPLEMENTATION OF DDACTS

❖ INFORMATION SHARING AND OUTREACH

- Television
- Newspaper
- Sign Boards
- School Resource Officers
- Social Media
- Foot Patrol in Neighborhoods
- Community Meetings

The screenshot shows the Seacoastonline.com website. The main article is titled "Driver charged with OUI after totalling two police vehicles" by Suzanne Laurent. The article text describes a crash on Route 1 in Windham, N.H., involving a motorist and two police vehicles. A sidebar lists "TODAY'S MOST VIEWED ARTICLES" including a police arrest, a school closure, and a teenager's sentencing. On the right, there are advertisements for "36th Annual Septemberfest" and "Lime light DEALS" for HLC Med facial treatments.

IMPLEMENTATION OF DDACTS

- ❖ MONITORING EVALUATION AND ADJUSTMENTS
 - Our enforcement efforts began July 2012
 - Monitor production and redeploy when new hot spots identified
 - Adjusted hot spot locations to account for population change

IMPLEMENTATION OF DDACTS

❖ OUTCOMES: July 5 - September 6

				% Change	
	2012	2011	2010	2012-2011	2012-2010
Total Crashes	81	85	129	-4.9%	-59.2%
Injuries	23	37	43	-60.9%	-86.9%
OUI Crashes	5	5	6	0	-20.0%
OUI Arrests	25	20	19	20.0%	24.0%
Burglary	9	11	12	-22.2%	-33.3%
Burglary of M/V	10	8	16	20.0%	-60.0%
Drug Arrests	100	29	36	71.0%	64.0%

LESSONS LEARNED

❖ DEVELOPING PARTNERSHIPS

- Buy-in from your department and communication is critical

❖ DATA COLLECTION

- Work with other agencies that have similar RMS systems
- Identify weaknesses in information input

❖ DATA ANALYSIS

- Don't underestimate time involved to analyze data
- Insure that you have people trained in data analysis

LESSONS LEARNED

❖ STRATEGIC OPERATIONS

- Trust what the data is showing you
- Invite input from community and all department personnel

❖ INFORMATION SHARING AND OUTREACH

- Crucial for community support
- Crucial for political support

LESSONS LEARNED

- ❖ MONITORING EVALUATION AND ADJUSTMENTS
 - Constantly evaluate program and be willing to adjust enforcement efforts
 - In the 8 weeks one officer assigned to hot spot areas, he produced:
 - ✓ 339 Traffic Citations
 - ✓ 5 Impaired Driving Arrests
 - ✓ 51 Drug Arrests
 - ✓ 28 Miscellaneous Criminal Arrests

ROLE OF RESEARCHER

- ❖ York County Community College
- ❖ Strategies for obtaining data
- ❖ Strategies for improving data
- ❖ Introduce crime analysis
- ❖ Need constant communication

LESSONS LEARNED

❖ OUTCOMES

No matter how small your community is or how well you think you know your community, proper data analysis will dramatically increase your effectiveness.